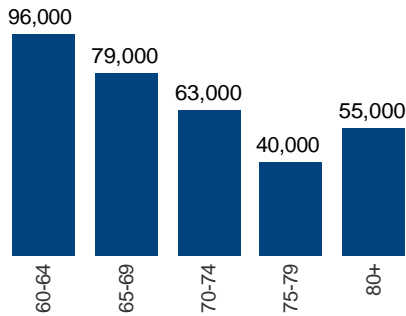
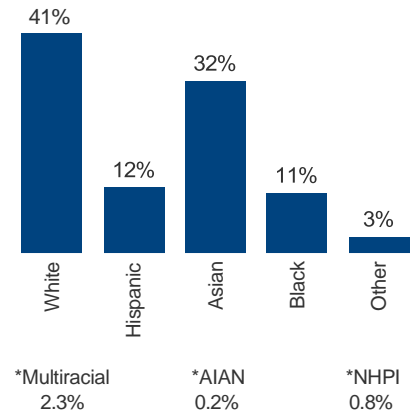


2020 Profile of Older Adults Alameda County

Age Distribution Adults Age 60+

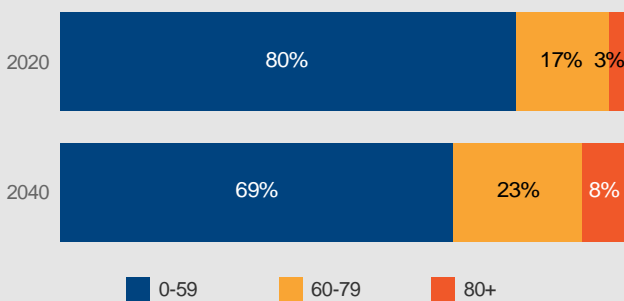


Race/Ethnicity Adults Age 60+

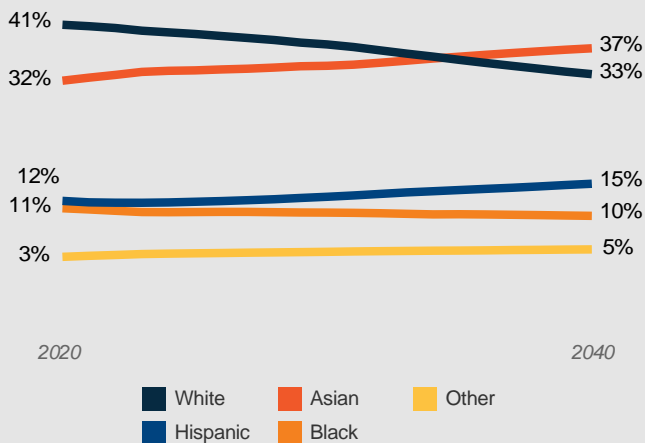


Projected Population Shifts

Population Share



Race/Ethnicity Adults Age 60+



Social and Economic Needs



13%
of adults age 60+ live in poverty



20%
of adults age 60+ live alone



5%
of adults age 60+ speak English 'not at all'



12%
of adults age 65+ estimated to have Alzheimer's dementia



57%
of low-income households are housing cost burdened

